

~ The Artist's Palette ~

Volume 25, Issue 1

January 2021



Inside this issue:

From the President's Pen	1
January Program - Book Binding workshop w/Pam	1
Program Schedule- 2021	2
Treasurer's Report	2
Ideas for selling your art @Warren County ARTS	3
Artist Glimpse: Fern Isabel Coppedge	4
Ideas for selling your art -cont'd	5
Look back over 2020	6

From the President's Pen

Happy New Year my creative friends!

I think this new year will be a slog, but at least we've had last year to get the hang of it. And optimistically - I hope that things will improve.

Thanks again to Jean Perry for an interesting article about Fern Isabel Coppedge, a local (New Hope PA) artist that I'd never heard of, but who's style seems very modern for her times.

I'm happy to announce that Barbara Stoffels, a new member who joined us a year ago, has put her name forward for Secretary for the WCARTS Board of Directors. We'll hold a vote at the start of the January meeting to confirm her into this position.

A tentative wish list of programs for

2021 has been put together, but I'm having a very hard time getting commitments from anyone to present in person in the early half of the year. I expect the Covid restrictions on group get togethers will continue and we will need to consider moving towards having remote programs online through Zoom. While we have a dozen or so members who do not have computers, we have many more who do have computers and this will enable them to participate safely in the monthly programs, especially those during the winter months when we have to be indoors.

I wish you all a Happy & Healthy New Year. Please take good care of yourself.

Your Prez - Pamela Dulaff 908-581-5185



Highlight January program - Book binding with Pam Dulaff



I joined a handmade book club online in November during one of their annual 5 day handmade book challenges. I was surprised how much I enjoyed it and have since created several different journals. This one is one that I've just learned, and will try to teach you, doesn't require any special tools and doesn't involve any stitching. It's a Refillable Notebook. Written instructions will be provided and I will have some "kits" put together but if you can bring your own materials already cut to size that would be great.

Supplies to bring:

- Premade notepad, 4"x6". Glued at the top and with a cardboard back.
- Two sturdy pieces of cardboard, 4.25" x 6.25" (cereal box would work too)
- One piece of sturdy cloth, or leather, or similar 3" x 6.25" (this will be the outer hinge piece)
- One piece of cloth, or leather, or similar 3" x 4" (hinge liner). Duck tape would work for the hinge pieces.

(Continued on page 2)

Tentative -WCARTS Monthly Program Schedule 2021

Held Live at Oxford Municipal Bldg unless otherwise noted as Remote (Zoom etc).

Warren County ARTS Corporation- 2021 Monthly Program Schedule

Month / Date	Remote or Live	Confirmed	Topic	Speaker	Participant fee
1/9/2021 (Sat, 1-3pm)	Live	Yes	Bookbinding workshop	Pamela Dulaff	N/A
2/13/2021 (Sat, 1-3pm)					
3/13/2021 (Sat, 1-3pm)					
4/8/2021 (Thu, 7-9pm)					
5/13/2021 (Thu, 7-9pm)					
6/10/2021 (Thu, 7-9pm)					
7/17/2021 (Sat 1 -4pm)			Picnic		N/A
Aug			Summer Break		N/A
9/9/2021 (Thu, 7-9pm)		Tentative	Pastel or Oil demo	Dona Kalleser	Free
10/9/2021 (Sat, 1-3pm)		Tentative	Author - Reading	Charles Hanson	Free
11/13/2021 (Sat, 1-3pm)		Tentative	Abstraction	Michael McFadden	Free
12/11/2021 (Sat, 1-3pm)			Holiday Lunch/Dinner		Members & Family only

Refillable Notepad Book Binding with Pam Dulaff (cont from page 1)

- One piece of cloth, 2" x 6" (this will be the sleeve to hold the notepad in place)
- Two cover papers, 6.25" x 6.25" . Old artwork, photos, or calendar images...
- Two papers for inside "end" sheets, 4" x 6.25" plain or decorated
- White glue, or "Yes" Paste or similar - and something to spread it with . (palette knife, old brush...)
- Ruler, Pencil, eraser, sharp knife, scrap sheets of paper



I'll step you through making one of these refillable notebooks and if you come with the materials already cut to size, then it shouldn't take more than an hour. I'll provide written instructions, so you can make others if you'd like, in different sizes, at home.



Treasurer's Report -

December 2020 = Balance \$1972.41

7 Ideas for Selling your Art during these Isolated & Distanced times

In times like these, we need to get creative. Creative in making our products, creative in keeping production costs reasonable, and creative in where to sell our items now that shows are canceled for the foreseeable future.

How much research have you done into where you can sell your art, craft, or trade online? Not much? That's okay! Here's a list of where you can sell your art online and where to find more information on how you can get started on each platform. Get ready to expand into new online spaces.

ETSY- Ah, a classic. Many people know what Etsy is, but not everyone knows just how wide the array of products you can buy on there is. From handmade soaps and custom shoes to dog accessories and artisanal craftwork, no matter what you've made your business in, you'll be able to sell your products on Etsy. Be sure to check their [seller's policy](#) to find out what their exclusions are. If you've never ventured into selling items on there, [visit their site](#) to sign up and get started. They make it easy for you to access shipping labels, contact buyers, and update your online store. If you're confused about anything or get stuck along the way, make sure you check out their [help center](#).

EBAY- The electronic bay, catering to even more markets than Etsy. Not selling something you'd necessarily consider art? Then eBay might be for you. Wanting to sell your art or handmade craft? Then eBay is still for you! Creating listings on eBay is straightforward and they make it easy for you. You can check out this handy guide they have for new sellers, you'll find the best tips for [getting started on eBay](#).

AMAZON HANDMADE- We love Amazon—you can get almost anything in just two days! This popular ecommerce website is arguably one of the world's largest platforms to sell and buy products on. Did you know that small handmade art and craft businesses from around the world can now **sell their products on Amazon Handmade**? If you make handmade jewelry, clothing, accessories, art, home decor, homegoods, or anything you think may qualify, then [apply to-day](#) and join the thousands of sellers already on their website.

(cont on pg 5)

**MAILING ADDRESS: Warren County ARTS,
PO Box 420, Washington, NJ 07882**

About Warren County Arts



Website: www.wcarts.org
Facebook: [@wcarts-warren county arts corporation](#)

In 2017 Warren County ARTS (WCARTS) celebrated 25 years as an arts organization in Warren County NJ! After all this time we continue to be a close knit group dedicated to our mission to promote the advancement of the arts in Warren County and provide a venue for artists of all disciplines to learn with a variety of monthly programs. We welcome anyone who is an artist, wants to be an artist or appreciates the arts & just enjoys hanging out with artists! Our meetings are held once a month at the Oxford Municipal Building in Oxford, NJ. Each meeting has an exciting program to stimulate and educate. We have one judged exhibition, several non-judged shows as well as

solo exhibits on display throughout the year in the Oxford Municipal Building. We offer special day trips & other events to the membership which are free or low cost. WCARTS is a not for profit 501(c)(3) organization. Funding for our programs is made possible, in part, by a grant from Warren County Cultural & Heritage Division of Land Preservation. We encourage everyone to share their knowledge & experience with the group in the form of a workshop or lecture.

Annual Membership fees:

**"Warren County ARTS
celebrated 25 years in
2017"**

\$30 for single membership, \$55 for family memberships, \$25 for Seniors 75+, \$20 for students 18+ with school ID.

Donations or Sponsorships are easily accepted via our website (www.wcarts.org). Payments for annual memberships or sponsorship can be made electronically via PayPal or by check made payable to WCARTS and sent to Warren County ARTS, PO Box 420, Washington, NJ 07882. Make all your Amazon purchases through [Smile.Amazon.com](#) and select Warren County

President: Pamela Dulaff
Vice Pres: Hillary Hill
Treasurer: Peggy Niece
Secretary:
Member at Large I: Brian Daum
Member at Large II: Rosemary Barcellona
Membership: Peggy Niece
Newsletter, Social: Pam Dulaff
Programs & Day Trips: Pam Dulaff
Exhibit Chair: Brian Daum
Hospitality: Open
Publicity: Rosemary Barcellona
Historian: Pat Olds

Artist Glimpse - by Jean Perry Fern Isabel Coppedge (1883-1951)



I am a big fan of Fern Coppedge's art. Although often ignored as being a part of a large group of artists, mostly male, that painted along the Delaware River and canal in the first half of the 20thth century, Fern Coppedge was a greatly admired talent. While the style of these artists was basically Impressionistic, Fern Coppedge's prolific works favored a transition between Impressionism and Fauve, mostly due to her use of bold colors and space. While young, Fern moved to Palo Alto in California and lived with her eldest sister when her interest in art was discovered after attending her sister's painting class. At age 13, she knew she was going to become an artist.

Her studies began at the University of Kansas, where she met her biology professor husband, Robert Coppedge, who encouraged her in her art. Her education included but was not limited to studies at the Art Students' League in New York under William Merritt Chase and John F. Carlson, and at the Pennsylvania Academy of Fine Arts, where she met Daniel Garber, who eventually became a dear friend and neighbor in Lumberville, PA. There, she purchased a Friends meeting house, built in 1710, situated near the Delaware River. Fern converted the barn into her studio which held beautiful views and once housed mules that towed canal boats along the canal. Here, she painted scenes of the Delaware canal and river, farms and the hills of N.J. and Bucks county villages. Many of the sites reminded Fern of grow-

ing up on a farm in Illinois. She would often be seen painting "en plein air", even on snowy days, bundled up, her canvas attached to a tree and flapping in the wind. She loved snow. She once said, *"People used to think me queer when I was a little girl because I saw deep purples and reds and violets in a field of snow"*. She worked directly from nature, encompassing the effects of colors and changes of light, the respected theory of the French impressionists. Holding her brush at arm's length for relaxation while working, Fern applied her paint directly from the tube and on to the canvas, producing those lush effects we see in her art. Among several professional organizations, she belonged to The Ten Philadelphia Painters, a group of women artists who exhibited together, no judges involved. Though she toured and was inspired by the colors of Italian villages, Fern felt there was enough in her own backyard to paint.



When she died, Dorothy Grafly, a popular Philadelphia art critic, commented: *"There was in her paintings no hint of social conflict, of man-made tensions and tragedies. Although she lived through a tense period in history, she felt more keenly the quiet that falls with snow, and the boundless contrasts that follow it"*. Fern Isabel Coppedge passed away at age 67 on April 21, 1951 in New Hope, Pennsylvania.

(Note: This is my personal review of a 1990 James A. Michener Museum catalogue on Coppedge; JMRP)

FACEBOOK MARKETPLACE- Good old Facebook. You probably already have a Facebook page for your business, but if you don't then this is the perfect time to start one!

You can list your products on the page you create or on Facebook Marketplace, where thousands of items are exchanged everyday. During times of social distancing, or just when markets can't happen, you'll want to be sure to arrange for contactless pick-ups and maybe exchange funds digitally. Check out [Facebook's guide](#) for getting started.

ARTFIRE- Let's talk about more niche art retailing websites. [Artfire](#) is the place for selling special occasion gifts. They list wedding goods, beauty products, and specialty jewelry among the items you can sell.

If you want to be part of their innovative community then [open up your online shop](#) with them today. You'll never have a better time as right now.

ZAZZLE- [Zazzle](#) is kind of like Etsy, just less known and with more of an emphasis on graphic design and printed artwork. If you're someone who sells prints of digitally-created art, then this could be a great option for you!

You don't have to pay anything to get your art or products listed and you get to set your own rates. [Get started](#) with them today.

AFTCRA- At [Aftcra](#), you can list your handmade goods and connect with thousands of other handmade enthusiasts. They cater to artists based in the US and actually allow you to connect your Etsy account with their platform for even easier and increased sales.

Check out their [seller's guidelines](#) to see if you qualify to open an online shop on their platform.

PROTECT YOUR ONLINE BUSINESS - *(This is a bit of hype from the company that I borrowed the selling tips from- but I've used ACT insurance for various events that I've done for my photography as well as for Warren County ARTS outdoor exhibitions - cause you never know. And their rates are affordable).*

Regardless of which online platform or tool you use to sell your arts or crafts, you could face potential risks associated with an online business that could cost you and your business. For example, you could be held liable for an item causing someone an allergic reaction because you didn't label it properly or your product hurting someone who uses it.

Are you comfortable taking on all of the risk to pay for one of these scenarios? If not, then ACT Insurance could help protect you and your business. When you're selling your art or craft products online and they're at least 80% handmade, then an annual artists' insurance or crafters' insurance is an absolute necessity.

With [ACT Insurance](#), you benefit from:


- General Liability \$2M Aggregate
- Product Liability \$2M Aggregate
- Business Personal Property \$10K Aggregate
- Optional Professional Liability
- Personal & Advertising Injury

ACT offers customers an easy-to-use online application with a no-quote process that allows you to purchase insurance in minutes. With ACT, you can access your proof-of-insurance documents 24/7.


If you're ready to expand into new online spaces and grow your business in a time lacking in-person markets and festivals, then purchase your annual handmade goods [insurance policy](#) today.

Looking back over 2020 - Reflect & Remember


January Pictures - Palette Knife Painting Workshop



February Program Pictures - Doris Ettlinger Demonstration



March Program Pictures - Jean Perry - Women of Flowers Workshop



June program pics- Art Journaling with Samantha Matthews



Pictures from October Sculpture Workshop with Hillary Hall



Pictures from November India Ink & Watercolor with Teri Guplin

